

Common
Ground

Equipping Block Level Implementation Teams (BLITs)



**The Design Features of
an Orientation Workshop on DAJGUA
by Block Level Functionaries**



Community Forest Rights

Community based decision making


Tribal and forest based livelihoods

PURPOSE

Provide Block Development Officers (BDOs)/Block Level Functionaries with a structured guide to conduct a condensed orientation workshop for their **Block Level Implementation Teams (BLITs)**.

AIM

- To enhance BLIT's understanding of its role, responsibilities, and key operational procedures for the effective implementation of the Dharti Aaba Janjatiya Gram Utkarsh Abhiyan (DAJGUA) at the grassroots level within a limited timeframe.
- To equip the BLIT members with essential practical knowledge and skills through focused end results and simulated scenarios, enabling them to execute critical interventions within a limited timeframe.



Workshop Objectives

- **Summarise** the core vision and objectives of DAJGUA.
- **Articulate** their primary roles and responsibilities within the DAJGUA framework.
- **Apply key** phase-wise implementation steps in a concise simulated village scenario.
- **Utilise** essential components of the BLIT Operational Toolkit for practical tasks.
- **Practice** fundamental community engagement and beneficiary identification techniques.
- **Understand** basic data collection and grievance redressal processes.

Suggested Duration

3-4 hours

Materials Needed

Copies of the **"Comprehensive Guide for the Block Level Implementation Team"** (BLIT Manual) - for reference.

Copies of **"Simplified Scheme Booklets"** for 2-3 key DAJGUA interventions (e.g., housing, water, Ayushman Card).

Beneficiary Application Forms & Checklists (mock-ups for selected schemes).

IEC Material Kit (sample pamphlets, flipcharts).

Meeting Agenda & Minutes Template (Gram Sabha).


Physical Data Registers/Forms (simplified mock-ups).

Problem Escalation Matrix (simplified mock-up).

Grievance Register/Logbook (simplified mock-up).

Flipcharts, markers, a projector, and whiteboards.

One comprehensive case study scenario (provided in Module 3).



Workshop Modules

Module 1: Understanding DAJGUA (Quick Recap)

Title and description of the session:

This session provides a brief overview of the Dharti Aaba Janjatiya Gram Utkarsh Abhiyan (DAJGUA), its core vision, and objectives.

Objective(s) of the session:

- Summarise the core vision and objectives of DAJGUA.
- Familiarise participants with DAJGUA's importance and key features.

Facilitators Note:

Duration: 30-45 minutes.

Facilitator: BDO

Methodology: Brief
Presentation,
Focused Q&A

Provide quick feedback on clarity and key messages during the learning exercise.

Key messages

- DAJGUA aims for holistic development in tribal regions.
- It addresses key gaps in infrastructure, healthcare, and livelihoods.
- A primary goal is 100% saturation of government welfare schemes.
- Key features include PMO backing, Odisha government mandate, a convergence model, saturation mode, and community ownership.

Description of tools and materials to be used (includes exercises, games, etc.):

- **Activity:** "DAJGUA Elevator Pitch".
- **Description:** In pairs, BLIT members practice explaining the essence and importance of DAJGUA in 1-2 minutes. One person acts as a BLIT member, and the second member acts as a Villager or Panchayat-level executive.



Module 2:

BLIT Core Roles & Responsibilities

Title and description of the session:

This session focuses on defining and understanding the crucial on-ground roles and responsibilities of the Block Level Implementation Team (BLIT) within the DAJGUA framework.

Facilitators Note:

Duration: 45-60 minutes.

Facilitator: BDO.

Methodology: Interactive Discussion, Role-playing.

Provide immediate, concise feedback after the role-play.

Objective(s) of the session:


- Articulate their primary roles and responsibilities within the DAJGUA framework.
- Practice fundamental community engagement and beneficiary identification techniques.

Key Messages:

- BLIT is the operational backbone for DAJGUA's on-ground implementation.
- BLIT members will move beyond a single departmental focus, having comprehensive responsibility for 4-5 designated villages/hamlets.
- Their role involves understanding and facilitating all aspects of development for their assigned villages.
- Primary responsibilities include on-ground execution, beneficiary identification & verification, community engagement, service delivery, initial grievance resolution, and basic data collection & reporting.

Description of tools and materials to be used (includes exercises, games etc.):

- **Activity:** "Role-Play: First Contact & Basic Need Assessment".
- **Description:** Assign a few common BLIT roles (e.g., health, livelihood). Present a concise scenario where a BLIT member encounters a family with a specific, immediate need (e.g., no Ayushman Card, no access to clean water). Participants role-play the initial interaction, introducing DAJGUA, identifying the need, and explaining the first steps for service delivery.



Module 3:

Integrated Learning: Field Operations & Problem Solving

Title and description of the session:

This module offers a comprehensive, condensed practical experience by integrating multiple phases of implementation and toolkit usage into a single, overarching scenario.

Objective(s) of the session:

- Apply key phase-wise implementation steps in a concise simulated village scenario.
- Utilise essential components of the BLIT Operational Toolkit for practical tasks.
- Practice fundamental community engagement and beneficiary identification techniques.
- Understand basic data collection and grievance redressal processes.

Facilitators Note:

Duration: 1.5 - 2 hours.

Facilitator: BDO (with support from relevant departmental experts if available).

Methodology: Comprehensive Scenario-based Learning, Group Work, Debriefing.

Lead a focused debrief, highlighting effective strategies, common pitfalls, and reinforcing the interconnectedness of BLIT's roles. Emphasise quick decision-making and practical problem-solving.

Key Message:

This module emphasises integrated field operations and practical problem-solving.

Description of tools and materials to be used

(includes exercises, games, etc.):

- **Comprehensive Scenario:** "The Village of Aasha".
 - **Background:** A mock village profile identified for DAJGUA interventions, where a BLIT team is assigned.
- **Tasks (Group Activity):**
 - **Initial Assessment & Prioritisation (Phase 1/2 integration):** Review the mock village profile, quickly identify 2-3 most pressing needs/interventions, and discuss how to initiate community engagement (e.g., planning a mini-Gram Sabha).
 - **Toolkit Use:** Simplified Scheme Booklets, Meeting Agenda Template.
 - **Beneficiary Facilitation & Service Delivery (Phase 3 focus):** Select one identified need (e.g., Ayushman Card saturation) and role-play guiding 1-2 "villagers" (role-played by BDO/other BLIT members) through the application process.
 - **Toolkit Use:** Beneficiary Application Forms & Checklists.
 - **On-Ground Issue & Grievance (Phase 4/5 integration):** Introduce a sudden "problem" (e.g., a "villager" complains about a delay or a newly installed facility has a minor defect). BLIT members demonstrate logging a grievance using the mock Grievance Register and deciding on immediate resolution or escalation using the Problem Escalation Matrix.
 - **Toolkit Use:** Grievance Register/Logbook, Problem Escalation Matrix.
 - **Basic Reporting (Phase 5 focus):** Briefly discuss key data points to collect (e.g., number of applications facilitated, grievances received) and outline how to verbally report concise progress to the BDO.
 - **Toolkit Use:** Physical Data Registers/Forms (for conceptual understanding).

Module 4: Q&A and Next Steps

Title and Description of the Session:

This session provides an open forum for questions and outlines the crucial next steps for BLIT members to ensure the continued success of DAJGUA.

Objective(s) of the session:

- Address any remaining questions from BLIT members regarding their roles, DAJGUA, or the learning exercises.
- Reinforce the most crucial responsibilities and the importance of on-ground work.
- Encourage continuous learning and reassure BLIT members of ongoing support.

Facilitators Note:

Duration: 15-30 minutes.

Facilitator: BDO.

Methodology: Open Discussion, Concluding Remarks.

Key Messages:

- BLIT members are encouraged to ask questions for clarity.
- Their on-ground work is of utmost importance for DAJGUA's success.
- Continuous learning and referring to manuals are crucial.
- They have the constant support of the BDO and district administration.

Description of tools and materials to be used (includes exercises, games, etc.):

- **Open Q&A:** An open session for BLIT members to ask questions.
- **Key Takeaways:** BDO reiterates crucial responsibilities.
- **Continuous Learning:** Encouragement to refer to complete manuals and toolkits.
- **Support System:** Reassurance of constant support from BDO and the district administration.



Facilitator Guidelines for BDOs

(Condensed Workshop Specifics)

Prioritise

For a 3-4 hour workshop, you cannot cover everything in depth. Focus on the most critical, actionable responsibilities.

Be Ruthless with Time:

Strictly adhere to time limits for each module and activity. Keep discussions concise and focused.

Integrate, Don't Separate:

Combine related topics and exercises (e.g., grievance handling within a service delivery scenario) to save time.

Simplify Scenarios:

Design realistic but less complex scenarios that can be quickly understood and acted upon.

Focus on "How-To":

Emphasise practical application over theoretical understanding.

Active Facilitation:

Maintain high energy, encourage prompt responses, and guide discussions effectively.

Immediate Feedback:

Provide concise, actionable feedback after each mini-exercise.

Assessment and Feedback

Informal

Observation:

BDO observes engagement and participation during the workshops.

Key Question

Check:

Ask a few targeted questions at the end to gauge overall comprehension of core roles.

Quick Feedback

Round:

A very brief verbal feedback round from BLIT members on what they found most useful.

Conclusion


This workshop is designed to quickly equip our Block Level Implementation Teams with the essential tools and understanding needed to drive DAJGUA's success. Your commitment and practical application of these skills are fundamental to ensuring that the benefits of this vital initiative reach every eligible tribal household in our block.



ACKNOWLEDGEMENT

We acknowledge the knowledge contribution of resource persons from Common Ground partner organisations and ecosystem actors, including Centre for Research in Schemes and Policies (CRISP), Centre for Public Policy Alternative, Foundation for Ecological Security (FES), Seba Jagat, State Institute for Rural Development (SIRD), Scheduled Castes and Scheduled Tribes Research and Training Institute (SCSTRTI), United Nations Development Programme (UNDP), and Vasundhara.





Common Ground

Common Ground is a collaborative systems change initiative in the domain of environmental governance and rural livelihoods in India; jointly led by several organisations and anchored by a secretariat organisation, called Living Landscapes. Common Ground leverages the unique opportunity presented by the Commons to address three interconnected crises of our time – livelihoods, climate, and social equality – by integrating a socio-ecological narrative into mainstream development models. Through a collaborative action framework, Common Ground focuses on 'field setting', so that entrepreneurial action by multiple actors is accelerated and multiplied, seeding the ecosystem with institutional apparatus and a distributed network of change leaders, to set the stage for sustainable impact beyond the scope of any single initiative or organisation.

Scan here to know more.

